





















AVAILABLE CURRENT TRANSFORMERS

DENT Instruments offers a wide selection of current transformers. Choose from compact and economical Split-Core CTs, convenient Clamp-On style CTs, or the versatile Rogowski Flex CTs. Each type offers its own particular advantages depending on your application. DENT CTs are interchangeable to meet your varying project requirements.

	MINI HINGED HSC-020, -050 	MIDI HINGED HMC-100, -200 	SMALL SPLIT CORE SCS-0050, -0100 	MED SPLIT CORE SCM-0100, -0200, -0400, -0600 	LARGE SPLIT CORE SCL-0600, -1000 	150A CLAMP-ON CON-0150EZ 	1000A CLAMP-ON CON-1000 	ROCOIL mV RMV-16, -24, -36, -72 	72" ROCOIL CTR72-1310-U 	ROCOIL R16, R24, R36, R47 
KEY SPECIFICATIONS										
WINDOW SIZE	1 cm (0.4")	2.5 cm (1.0")	1.9 cm (.75")	3.2 cm (1.25")	5.1 cm (2.0")	5.2 cm (1.0")	5.2 cm (2.0")	16": 13 cm (5") 24": 19 cm (7") 36": 26 cm (10") 72": 56 cm (22")	72": 56.0 cm (22.0")	16": 11.5 cm (4.5") 24": 17.9 cm (7.0") 36": 27.5 cm (10.8") 47": 37.0 cm (14.6")
OUTPUT SIGNAL	333 mV at rated current	333 mV at rated current	333 mV at rated current	333 mV at rated current	333 mV at rated current	333 mV @ 150 Amps AC	333 mV/A @ 1000 Amps AC	333 mV AC at rated current Max output 1,665 mVAC	131 mV/1000A @ 60 Hz 109.2 mV/1000A @ 50 Hz	131 mV/1000A @ 60 Hz 109.2 mV/1000A @ 50 Hz
USEFUL CURRENT RANGE	0.25-40 Amps 0.25-80 Amps	1-200 Amps 1-300 Amps	1-65, 2-130 Amps	5-130, 4-260, 8-520, 12-780 Amps	30-780, 20-1300 Amps	.5 to 300 Amps	20 to 1200 Amps	16": 10—1300A 24": 30—2600A 36": 30—3900A 72": 60—6000A	PS3037: 5-4000 Amps* EXC/PS24: 5-5000 Amps*	PS3037: 5-4000 Amps* EXC/PS24: 5-5000 Amps*
ELECTRICAL SPECIFICATIONS										
NOMINAL RATING	20, 50 Amps	100, 200 Amps	50, 100 Amps	100, 200, 400, 600 Amps	600, 1000 Amps	150 Amps	1000 Amps	16", 1000A 24", 2000A 36", 3000A 72", 6000A	5000 Amps	5000 Amps
ACCURACY	<0.5% at rated current	<1.0% at rated current	+/- 1% at 10% to 130% of rated current	+/- 1% at 10% to 130% of rated current	+/- 1% at 10% to 130% of rated current	<1% at rated current	+/- < 1%	1% typical at 2% to 500% of rated current	<1%	<0.6%**
PHASE SHIFT	<1.5° at rated current	<0.5° at rated current	<2° at rated current	<2° at rated current	<2° at rated current	< 1° from 5 to 25A 1° from 25 to 150A < 1.5° from 150 to 300A	+/- < 1°	< 1° at rated current	<1° at 50/60 Hz	< 0.2° at 50/60 Hz
FREQUENCY RANGE	50 to 400 Hz	50 to 400 Hz	50 Hz to 400 Hz	50 Hz to 400 Hz	50 Hz to 400 Hz	50 Hz to 400 Hz	30 Hz to 5 kHz	45 to 600 Hz	40 Hz to 5 kHz	20 Hz to 5 kHz
DIELECTRIC STRENGTH	3520 VAC for 1 minute	5200 VAC for 1 minute	5000V around the case 600V rated leads	5000V around the case 600V rated leads	5000V around the case 600V rated leads	5200 VAC, CAT III	5200 VAC, 50/60 Hz between primary, secondary and the outer case of the handle	7400 VAC around coil 600 VAC rated leads	7400 VAC around coil 1000 VAC rated leads	7400 VAC around coil 1000 VAC rated leads
MECHANICAL SPECIFICATIONS										
DIMENSIONS	2.6 x 2.9 x 4.2 cm (1.04 x 1.16" x 1.64")	4.7 x 4.7 x 7.0 cm (1.85 x 1.85 x 2.76")	5.08 x 5.34 x 1.55 cm (2.0 x 2.1 x 0.6")	8.26 x 8.6 x 2.54 cm (3.3 x 3.4 x 1.0")	12.07 x 12.70 x 3.05 cm (4.8 x 5.0 x 1.2")	8.7 x 5.0 x 1.9 cm (3.4 x 1.9 x 0.8")	21.6 x 11.1 x 4.5 cm (8.5 x 4.4 x 1.8")	Length 16" (40 cm) Length 24" (60 cm) Length 36" (90 cm) Length 72" (180 cm)	Length 72" (183 cm)	Length 16" (40 cm) Length 24" (60 cm) Length 36" (90 cm) Length 47" (120 cm)
WEIGHT	91 g (3.2 oz)	221 g (7.8 oz)	136 g (4.8 oz)	340 g (12 oz)	748 g (26 oz)	136 g (4.8 oz)	500 g (19 oz)	16": 184 g (6 oz) 24": 216 g (7 oz) 36": 312 g (11 oz) 72": 495 g (17 oz)	544 g (19 oz)	16": 136 g (5 oz) 24": 181 g (6 oz) 36": 227 g (8 oz) 47": 272 g (10 oz)
POLARITY	White lead is positive	White lead is positive	White lead is positive	White lead is positive	White lead is positive	Red lead is positive	Red lead is positive	Red lead is positive	White lead is positive	White lead is positive
OUTPUT LEAD	Leads 2.7 m (8 ft) twisted pair, 20 AWG	Leads 2.7 m (8 ft) twisted pair, 22 AWG	Leads 2.7 m (8 ft) twisted pair, 20 AWG	Leads 2.7 m (8 ft) twisted pair, 20 AWG	Leads 2.7 m (8 ft) twisted pair, 20 AWG	2.4 m (8') 22 gage, 600V	3 m (118") Double insulated	2 m (79") shielded cable	2 m (79") shielded cable	2 m (79") shielded cable
OPERATING TEMPERATURE	-15 to 60 °C (5 to 140 °F)	-15 to 60 °C (5 to 140 °F)	-20° to 55 °C (-4° to 131 °F)	-20° to 55 °C (-4° to 131 °F)	-20° to 55 °C (-4° to 131 °F)	-20° to 70 °C (-4° to 158 °F)	-10 to 50 °C (14 to 120 °F)	-20 °C to +60 °C (-4° to +140 °F)	-20° to +80 °C (-4° to +176 °F)	-20° to +70 °C (-4° to +158 °F)
STORAGE TEMPERATURE	Maximum 105 °C (220 °F)	Maximum 105 °C (220 °F)	Maximum 80 °C (176 °F)	Maximum 80 °C (176 °F)	Maximum 80 °C (176 °F)	-25° to 70 °C (-13° to 158 °F)	-20 to 70 °C (-4 to 158 °F)	Maximum 60 °C (140 °F)	Maximum 80 °C (176 °F)	Maximum 70 °C (158 °F)
CASE PROTECTION	White nylon, UL 94 V-0	White nylon, UL 94 V-0	Epoxy encapsulated housing ABS/PVS UL 94 V-0	Epoxy encapsulated housing ABS/PVS UL 94 V-0	Epoxy encapsulated housing ABS/PVS UL 94 V-0	White ABS, UL 94 V-0	IP 40 (IEC 529) UL 94 V-0	Thermoplastic Rubber UL 94 V-0	Polypropylene UL 94 V-0 rated	PA6 UL 94 V-0
SAFETY SPECIFICATIONS										
SAFETY REQUIREMENTS	UL Recognized: UL STD 61010-1 Certified to: CAN/CSA STD C22.2 No. 61010-1 	UL Recognized: UL STD 61010-1 Certified to: CAN/CSA STD C22.2 No. 61010-1 	Conforms to UL STD 61010-1 Certified to CAN/CSA STD C22.2 No. 61010 	Conforms to UL STD 61010-1 Certified to CAN/CSA STD C22.2 No. 61010 	Conforms to UL STD 61010-1 Certified to CAN/CSA STD C22.2 No. 61010 	UL Recognized: UL STD 61010-1 Certified to CAN/CSA STD C22.2 No. 61010 	Conforms to UL STD 61010-1 IEC 60044-1 Certified to CAN/CSA STD C22.2 No. 61010 	Conforms to UL STD 61010-1 Certified to CAN/CSA STD C22.2 No. 61010 	Conforms to UL STD 61010-1 Certified to CAN/CSA STD C22.2 No. 61010 	Conforms to UL STD 61010-1 Certified to CAN/CSA STD C22.2 No. 61010 
WORKING VOLTAGE	Maximum 600 Vrms Category III	Maximum 600 Vrms Category III	Maximum 600 Vrms Category III	Maximum 600 Vrms Category III	Maximum 600 Vrms Category III	Maximum 600 Vrms Category III	Maximum 600 Vrms Category III	Maximum 600 Vrms Category III	Maximum 1000 Vrms Category III	Maximum 1000 Vrms Category III

*Depending on meter compatibility. ELITEpro XC, ELITEpro SP (v.212 or newer firmware), PowerScout 3 (v3.16 or newer firmware), and PS24 rated for 5-5000A. PS3037 rated for 4-4000 Amps.

**Installed using best practices with conductor centered in the CT window and ensure any external conductors are a minimum distance of > 2X the diameter of the RoCoil. Accuracy below 20A rated at 1.5% +/- 0.5A when used with DENT ELITEpro/PowerScout meters.